

武汉理工大学博士、硕士学位论文 撰写、印刷格式的统一要求

Wuhan University of Technology

Requirements for Writing and Printing Formats of Master and Doctoral Thesis

(2009年7月修订)

(Revised in July, 2009)

一、一般格式和顺序 General format and order

(一) 封面：(封一：全日制博士学位论文格式见附 1，同等学力博士学位论文格式见附 2，全日制学术硕士学位论文见附 3，高校教师硕士学位论文格式见附 4，工程硕士学位论文见附 5，工商管理硕士、公共管理硕士等硕士学位论文见附 6；封二：通用格式，见附 7)。

Cover: (front cover: full-time doctoral thesis refers to attachment 1, doctoral thesis with equivalent education level refers to attachment 2, full-time academic master degree thesis refers to attachment 3, master degree thesis of College teachers refers to attachment 4, master of engineering degree thesis refers to attachment 5, master of business administration and public administration degree thesis refers to attachment 6; Inside Front Cover: general format, refers to attachment 7).

1. 题目：应能概括整个论文最重要的内容，具体、切题，不能太笼统，但要引人注目；题目力求简短，严格控制在 25 字以内。

Title: It should summarize the most important contents of the whole thesis. It should be detailed and relevant to the subject. It should be short and strictly controlled within 25 characters.

2. 学科专业：以国务院学位委员会批准的专业目录中的学科专业为准，一般为二级学科；专业学位硕士研究生填工程领域，工程领域以国务院学位办批准的工程领域为准。

Discipline and majors: it should be filled in according to the discipline catalog approved by Academic Degree Commission of the State Council and generally refers to second-level disciplines; master with professional degree fills in engineering and it should refer to the engineering disciplines approved by Academic Degree Office of the State Council.

3. 指导教师：工程硕士研究生必须填写两名导师，其他研究生一般只填一名导师。
Supervisor: Engineering master students must fill in two supervisors and other master students generally fill in one.

4. 密级：注明论文密级为公开、内部、秘密或机密。
Security classification: give clear indication of security classification of thesis, such as public, internal, secret or confidential.

(二) 独创性声明和学位论文使用授权书（学位论文务必包含此页，博士、硕士研究生向学院提交纸质学位论文时一定在“签名”栏手写签名，否则须书面材料说明原因）：单设一页，排在封二后（即扉页，详细内容见附 8）。
Creativity statement and authorization of using thesis (degree thesis must have this page. When submit the printing thesis, postgraduates must sign in the ‘signature’ column, or they must explain with written material): it is separately listed and layout after cover two (namely the title page, refers to attachment 8).

(三) 中文摘要：论文第一页为中文摘要，800~1 000 字。内容应包括工作目的、研究方法、成果和结论等。要突出本论文的新见解，语言力求精炼。为了便于文献检索，应在摘要下方另起一行注明论文的关键词（3~5 个）（格式见附 9）。

Abstract in Chinese: The first page of the thesis must be abstract in Chinese with 800-1000 characters. It mainly includes the objective, research methods, achievements and conclusion. It should highlight the new sights of the thesis and be refined. In order to facilitate document retrieval, it should list key words on the other line (3-5) (the format refers to attachment 9).

(四) 英文摘要：中文摘要后为英文摘要。内容应与中文摘要相同（格式见附 9）。

Abstract in English: It should follow abstract in Chinese and the contents are the same as abstract in Chinese (the format refers to attachment 9).

(五) 目次：应是论文的提纲，也是论文组成部分的大、小标题。

Table of contents: It should be the outline of the thesis and it is the composition of headlines and subtitles.

(六) 主要符号表：如果论文中使用了大量的符号、标志、缩略词、专门计量单位、自定义名词和术语等，应编写成主要符号表。若上述符号和缩略词使用数量不多，可以不设专门的符号表，而在论文中出现时加以说明。

Main symbol table: If the thesis adopts a lot of symbols, marks, abbreviation, specified unit of measurement, user-defined nouns and terminologies, it should formulate main symbol table. If there aren't many symbols or abbreviations, it doesn't have to formulate main symbol table and just explain in the text.

(七) 引言（第 1 章）：在论文正文前，引言简要说明研究工作的目的、范围、相关领域前人工作的知识空白、理论基础和分析、研究设想、研究方法、预期结果和研究意义。

Introduction (chapter one): Before the text of the thesis, introduction should briefly introduce the aims, range of the research, knowledge gap, theoretical basis and analysis, research plans, research methods, expected results and research significance.

(八) 正文：是学位论文的主体。内容一般包括理论分析、计算方法、实验装置和测试方法、经过整理加工的实验结果的分析讨论、与理论计算结果的比较、本研究与已有研究方法的比较等（格式见附 10）。字数一般为：博士论文 7 万~10 万字；硕士论文 3 万~5 万字；专业学位论文 2.5 万~3 万字。

Text: It is the main body of the thesis. It generally consists theoretical analysis, computational methods, experiments and test method, analysis of experimental result, comparison with theoretical results, comparison of the research methods with existing research methods (the format refers to attachment 10). The character generally is: doctoral thesis is 70,000-100,000, master thesis is 30,000-50,000, specified master thesis is 25,000-30,000.

(九) 结论 (最后一章): 应该明确、精炼、完整、准确, 论文的意义、目的和工作内容应一目了然; 要着重介绍研究生本人的独立和创造性成果及其在本学科领域中的地位和作用。

Conclusion (the last chapter): It should be clarified, refined, complete and accurate. The meaning, aim and contents should be clear; emphasize on introducing the independence and creativity achievements of the postgraduate and the status and functions in the field.

(十) 致谢: 致谢对象限于在学术方面对论文的完成有较重要帮助的团体和人士 (限 200 字)。

Acknowledge: It is confined to group and man who has provided help in the thesis (within 200 characters).

(十一) 参考文献: 只列作者直接阅读过、在正文中被引用过、正式发表的文献资料。博士研究生为开题准备的文献阅读量应不少于 80 篇, 管理学科应不少于 100 篇, 其中国外文献至少占 1/3; 硕士研究生为开题准备的文献阅读量应不少于 40 篇, 其中国外文献至少占 1/3。工程硕士研究生为开题准备的文献阅读量应不少于 20 篇 (至少有 5 篇外文文献), 同等学力硕士、工商管理硕士、高校教师为开题准备的文献阅读量应不少于 40 篇, 其中国外文献至少占 1/3。同等学力博士为开题准备的文献阅读量一般学科应不少于 80 篇、管理学科不

少于 100 篇，其中国外文献至少占 1/3。参考文献应按照《文后参考文献著录规则》（GB7714—2005）书写。参考文献一律放在致谢后，不得放在各章之后。

References: It only lists the references that the author has ever read, referred in the thesis and officially published. The reading amount for a doctoral thesis should no less than 80, 100 for management major and the foreign document shall no less than 1/3. The reading amount for a master thesis should no less than 40 and the foreign document shall no less than 20 (at least 5 foreign references). Master of the same educational level, master of Business Administration and college teachers shall no less than 40 and foreign document shall no less than 1/3. Doctor of the same educational level shall no less than 80, 100 for Doctor of Management major and foreign document shall no less than 1/3. References shall be written in terms of Descriptive Rules for Biographic References (GB7714—2005). References should all be put after acknowledge rather than each chapter.

（十二）攻读学位期间获得与学位论文相关的科研成果目录（含学术论文、著作、科研奖项及发明专利等）。

Catalog of related scientific research achievements during the period of specializing in degree (which includes academic paper, book, scientific research award and inventions).

（十三）附录：附录是作为论文主体的补充项目，并不是必需的，下列内容可作为附录材料：

Appendix: Appendix is the supplementary item of the text. The following contents can be used as appendix:

a. 为了论文材料的完整，但编入正文又有损于编排的条理和逻辑性，为了解正文内容有用的补充信息等；

It can complete the thesis, but it may does harm to the presentation and logicity of the text and it can be acted as a useful supplementary information of the text.

b. 由于篇幅过大或取材于复制品而不便于编入正文的材料；
The length of the thesis is large or it is chosen from a copy.

c. 不便于编入正文的罕见珍贵资料；
Rare precious data.

d. 对一般读者并非必要阅读，但对本专业同行有参考价值的资料；
It is unnecessary for common readers, but it has reference values to fellow students.

e. 某些重要的原始数据、数学推导、计算程序等。
Some important original data, mathematical derivation and calculator program.

每一附录均另页起。
Each appendix should be written in another paper.

论文的附录依序用大写正体 A, B, C, …编序号，如：附录 A。
The order of appendix should be written and ordered in A,B,C..., such as appendix A.

附录中的图、表、式、参考文献等另行编序号，与正文分开，也一律用阿拉伯数字编码，但在数码前冠以附录序码，如：图 A1；表 B2；式（B3）；文献[A5]等，见附件（《参考文献示例》）示例 1。
Picture, graph, formula and references in appendix should be ordered differently and separate from the text. It is uniformly encoded with Arabic numerals. But it should also have sequence code before numerical code, such as Picture A1; table B2; formula B3 and reference [A5]. Please refer to example 1 in Examples of Reference.

二、论文的撰写要求 Requirements for Writing Thesis

（一）语言表述 Language expression

1. 论文应层次分明、数据可靠、文字简炼、说明透彻、推理严谨、立论正确，避免使用文学性质的带感情色彩的非学术性词语；
Distinct gradations, reliable data, concise character, thorough explanation, rigorous and reasoning and correct argument. Avoid using non-academic phrases with emotions.

2. 论文中如出现一个非通用性的新名词、新术语或新概念，需在文中第一次出现时说明清楚。

If there is a non-universal new noun, jargon or new concept, the author should explain it clearly at the first time.

（二）层次和标题 Arrangement of ideas and title

1. 层次要清楚，标题要重点突出，简明扼要。层次代号的格式见附件

（《参考文献示例》）示例 2。

Clear arrangement of ideas and the title is prominent and is concise and to the point. Format of the code of arrangement of ideas refers to example 2 of Examples of References.

（三）篇眉和页码 Page header and page number

1. 篇眉从第 1 章（引言）开始，采用五号宋体字居中书写。每页页眉名称均为“武汉理工大学硕（博）士学位论文”。

The page header starts from the first chapter (introduction) and should be written in the center by fifth font, Song typeface. The page header of each page should be master (doctoral) thesis of Wuhan University of Technology’.

2. 页码从第 1 章（引言）开始按阿拉伯数字连续编排，前置部分用罗马数字单独编排。页码位于页面底端，居中书写。

Page number is counted from the first chapter (introduction) by Arabic number and the former part is layout by Roman number individually. Page number is at the bottom of each page and should be written in the center.

（四）图、表等 Picture and Graph

1. 图：Picture

（1）要精选，要具有自明性，切忌与表及文字表达重复；

Choose carefully and should be self-evident and can't be replicate with literal expression.

（2）要清楚，但坐标比例不要过分放大，同一图上不同曲线的点要分别用不同形状标出；

It should be clear and the coordinate proportion can't be too amplified. Points in different curves of the same picture should be marked by different shape.

(3) 图中的术语、符号、单位等应同正文表达所用一致；
Terms, symbols and units should in accordance with the expressions in the text.

(4) 图序及图题居中置于图的下方。
Sequence and title of the picture should be centered and under the picture.

2. 表 Graph:

(1) 表中参数应标明量和单位的符号；
Parameters should mark out the symbols of quantity and unit.

(2) 表序及表题置于表的上方。
Sequence and title of the graph should be before the graph.

(3) 表序一律用阿拉伯数字分别依序连续编排序号。
Sequence of the graph all should be ordered by Arabic numbers.

3. 公式：公式的编号用括号括起写在右边行末（当有续行时，应标注最后一行），其间不加虚线。较长的公式如果必须转行时，只能在+，-，×，÷，<，>处转行。上下式尽可能在等号“=”处对齐，见附件（《参考文献示例》）示例3。

Formula: The number of formula should be separated by the bracket and is written on the right and in the end of the line (if it continues lines, it should mark the last line) and it doesn't need any dotted lines. If long formula needs to transform to another line, it has to be transformed in +, -, ×, ÷, <, >. The formulas should try to be aligned at '='. Please refer to example 3 of Examples of References.

图、表、公式等与正文之间要有一行的间距。

Picture, graph and formula should have at least one line spacing with the text.

文中的图、表、公式、附注一律采用阿拉伯数字分章（或连续）编号。如：图2-5，表3-2，式（5-1）等。若图或表中有附注，序号宜用小号阿拉伯数字并加圆括号置于被标注对象的右上角，如：×××¹⁾。

Picture, graph and formula should all be ordered by Arabic numbers, such as picture 2-5, graph 3-2, formula (5-1) and so on. If there are remarks on the picture or graph, the sequence number should be marked by Arabic number and brackets and put on top right corner, such as $\times \times \times 1$).

(五)参考文献 References

1. 参考文献编制方法 Methods of compiling reference

参考文献表采用顺序编码制组织。按文中引用的顺序将参考文献附于致谢后。多位作者，姓名写到第三位，余者写“，等”或“， et al.”。部分学科若对参考文献的文中标注和引用有特殊要求，可按学科分学位委员会的认定标准执行。

References are organized by numeric references method. It is listed after acknowledge in order. If there are several authors, the name should write to the third one and the rest write ‘, etc.’ or use ‘, et al.’. Some majors which have special requirements for references should carry out the criterion approved by the academic degree committee.

个人著者采用姓在前名在后的注写形式。欧美著者的名可以用缩写字母，缩写名后省略缩写点。欧美著者的中译名可以只注写其姓：同姓不同名的欧美著者，其中译名不仅要著录其姓，还需著录其名。用汉语拼音书写的中国著者姓名不得缩写。举例见附件（《参考文献示例》）示例 4。

Individual author is written by family name plus given name. The given name of European author can use abbreviation letter and the abbreviation point can be leaved out after short name. The Chinese name of European author can only remark its family name: European author who has the same family name and different given name should list its family name and given name together. Chinese author who is written by Chinese phonetic alphabet can't be abbreviated. Examples can refer to attachment Examples of References e.g. 4.

几种主要参考文献著录的格式见附件（《参考文献示例》）示例 5。

Formulas of several references description refer to example 5 of Example of References.

连续出版物：[序号] 作者. 题目[J]. 刊名, 年, 卷号（期号）起止页码. 或年（期号）：起止页码.

Serials: [sequence number] author title[J]., journal name, year, volume number (issue number) start and end page number or year (issue number): start and end page number .

专（译）著：[序号] 作者. 书名[M]. 译者. 出版地：出版者，出版年：起止页码.

Monograph (translation): [sequence number] author book name[M]. Translator. Place of publication: publisher, publish year: start and end page number.

论文集：[序号] 作者. 论文集名称[C]. 出版地：出版者，出版年：起止页码.
Collected papers:[sequence number] author name[C]. Place of publication: publisher, publish year: start and end page number.

会议录：[序号] 编者. 会议名称，会议地点，会议年份[C]. 出版地：出版者，出版年.

Conference proceedings: [sequence number] editor. Name, place, date[C]. Place of publication: publisher, publish year.

学位论文：[序号] 姓名. 题目[D]. 授予单位所在地：授予单位，授予年.
Degree thesis: [sequence number] name. title[D]. Place of granting unit: granting unit, year.

专 利：[序号] 申请人. 专利名. 国名：专利文献种类. 专利号[P].日期.
Patent:[sequence number] applicant. Patent name. Country name: patent documentation. Patent number[P]. date.

技术标准：[序号] 发布单位. 技术标准代号. 技术标准名称[S]. 出版地：出版者，出版年.

Technical standard: [sequence number] issue unit. Technical standard code. Technical standard name [S]. Place of publication: publisher, publish year.

电子文献：作者. 题目：其他题目信息[DB、CP、EB / MT、DK、CD、OL]. 出版地：出版者，出版年（更新或修改日期）[引用日期]. 获取和访问路径.

Electronic documents: author. Title: other title information [DB、CP、EB / MT、DK、CD、OL]. Place of publication: publisher, publish year (update or modify date) [quote date]. Obtain and access path.

专著中析出的文献：析出文献主要作者, 析出文献题目[M]. 析出文献其他作者//专著主要作者. 专著题目：其他题目信息. 出版地. 出版者，出版年：析出文献的页码[引用日期]. 获取和访问路径.

Precipitation references in monograph: main authors, title[M]. Other authors// main authors of monograph. Title of monograph: other title information. Place of publication: publisher, publish year: page code[quote date]. Obtain and access path.

连续出版物析出的文献：[序号] 作者. 文献题目[J]. 连续出版物题目，年，卷（期）：页码[引用日期]. 获取和访问路径.

Precipitation references from serials: [sequence number] name. References title[J]. Serials title, year, volume (term); page number[quote date]. Obtain and access path.

2. 有关参考文献规范的说明 About the specification of references

(1) 信息不祥情况 Unknown information

无出版地的中文文献注写“出版地不详”，外文文献注写“S. 1.”，并置于方括号内。如果通过计算机网络存取的联机电子文献无出版地，可以省略此项。

If the reference doesn't have place of publication, the Chinese reference should remark 'unknown place of publication' and foreign reference should remark 'S. 1.' and written in the brackets. If the electronic documents saved from the Internet doesn't have place of publication, it can be skipped.

b. 无出版者的中文文献注写“出版者不详”，外文文献注写“s.n.”，并置于方括号内。如果通过计算机网络存取的联机电子文献无出版者，可以省略此项。

If the reference doesn't have publisher, the Chinese reference should remark unknown publisher' and foreign reference should remark , s.n.' and written in the brackets. If the electronic documents saved from the Internet doesn't have place of publication, it can be skipped.

c. 出版年无法确定时，可依次选用版权年、印刷年、估计的出版年。估计的出版年需要置于方括号内。a、b、c 举例见附件（《参考文献示例》）示例 6-1。

If the year of publishing is unsure, it can successively choose the year of copyright, publishing and estimated year. Estimated year should be written in the brackets. Examples of a,b,c refer to attachment Examples of References e.g. 6-1.

（2）析出文献，从专著中析出有独立著者、独立篇名的文献与源文献的关系用“//”表示。凡是从报刊中析出具有独立著者、独立篇名的文献与源文献的关系用“.”表示。举例见附件（《参考文献示例》）示例 6-2。

Separate out references. Separate out references with independent author and the relations of references and original references use , //' to mark. Separate out references from newspaper and magazines with independent author and the relations of references and original references use , .' to mark. Example refers to Example of References eg.6-2.

（3）正文中引用的文献标注方法可以采用顺序编码制（顺序编码是正文中引用的文献出现的先后顺序连续编码，并将序号置于方括号中）。举例见附件（《参考文献示例》）示例 6-3。

Methods of the marking of references in the text adopts numeric reference method (sequential coding is to code the references sequentially in order). Example refers to attachment Example of Reference eg.6-3.

（六）量和单位 Quantity and Unit

要严格执行（GB3100~3102—1993）有关量和单位的规定（具体要求请参阅《常用量和单位》. 计量出版社，1996）；

Strictly follow the provision of quantity and unit (GB3100~3102—1993). Detailed requirements refer to Common Quantities and Units. China Metrology Publishing House, 1996).

单位名称和符号的书写方式一律采用国际通用符号（文科可以用单位名称）。

The writing style of unit name and symbol adopts international symbols (unit names).

三、论文的印制要求 Printing Requirements

（一）封面颜色及字体、字号要求 Color of the cover, typeface and word size

博士、同等学力博士学位论文的封面为大红色，全日制硕士（含双证 MBA、MPA、MFA、MEM 等）学位论文的封面为深蓝色，非全日制硕士（含高校教师、单证 MBA、MPA、MFA、MEM 等）硕士学位论文的封面为米黄色。博士封面样式见附件 1、附件 2，硕士封面样式见附件 3—附件 6。

The cover of the thesis for PHD or PHD with equivalent education level should be in red, the cover of the thesis for full-time master (include MBA, MPA, MFA, MEM with two certificates) should be in dark blue and the cover of the thesis for part-time master (includes college teachers, MBA, MPA, MFA, MEM with one certificate) should be in beige. Format of the cover for doctoral thesis refers to attachment 1 and 2 and format of the cover for master thesis refers to attachment 3-6.

1.中文题目：黑体一号，题目一行排不下时可排两行，行间距为 1.2 行；

Title in Chinese: 1pt, boldface. It can be layout for two lines and the line spacing is 1.2 line.

2.英文题目：“Times new roman” 二号，字体加粗；

English title: 2pt, Times new roman and bold.

3. “申请××学硕士学位论文”、“申请××硕士学位论文”、“申请××学博士学位论文”：宋体四号；

Master thesis for applying for xxx, master thesis for applying for xxx, doctoral thesis for applying for xxx: 4pt, song typeface.

4. 培养单位、研究生姓名等：仿宋三号，行间距为 1.5 行。

Training unit, student's name: 3pt, imitation Song typeface and the line spacing is 1.5 line.

(二) 论文字体及字号要求 Typeface and word size requirements of the thesis

大标题 Title	黑体小二号 Small 2pt, boldface
一级节标题 First-level title	黑体三号 3pt, boldface
二级节标题 Second-level title	黑体四号 4pt, boldface
三级节标题 Third-level title	黑体小四号 Small 4pt, boldface
正文 Text	宋体小四号 Small 4pt, Song typeface
致谢 Acknowledge	楷体小四号 Small 4pt, regular script
表题与图题 Title of table and picture	宋体小四号 Small 4pt, Song typeface
参考文献及篇眉 References and head footer	宋体五号 5pt, Song typeface

(三) 段落及行间距要求 Requirements for paragraph and line spacing

1. 正文段落和标题一律取“固定行间距约 20 磅”。

Main body paragraphs and titles adopt fixed line spacing 20 pound.

2. 按照标题的不同，分别采用不同的段后间距：

Different titles adopt different after paragraph spacing:

标题级别 Level	段后间距 Spacing after the paragraph
大标题 Main title	30~36 磅 30-36 pound
一级节标题 First-level title	18~24 磅 18-24 pound
二级节标题 Second-level title	12~15 磅 12-15 pound
三级节标题 Third-level title	6~9 磅 6-9 pound

(在上述范围内调节标题的段后行距，以利于控制正文合适的换页位置，正文格式排版要求见附件 10)

(Adjust the spacing below the paragraph within the above range to control proper page design of the text. Requirements of format of the text refers to attachment 10).

3.参考文献的段后间距为 30~36 磅。参考文献正文取固定行距 17 磅，段前加间距 3 磅。注意不要在一篇参考文献段落的中间换页。

Spacing after paragraph of references is 30-36 pound. The text of references adopt fixed line spacing 17 pound and spacing before the paragraph is 3 pound. Don't change the page in the middle of the paragraph of one reference.

(四) 用纸及打印规格 Requirements for Paper and Printing

纸张规格 Paper standard	每页印刷版面尺寸/mm Printing surface dimension/mm		每页打印行数 Printing lines of each page
	含篇眉、页码 Includes page header and page number	不含篇眉、页码 Except page header and page number	
A4	160×250	160×230	约 32 行 (正文) About 32 lines (text)

注：根据论文的页码数，选择单面或双面印刷；博士学位论文一般应双面印刷。

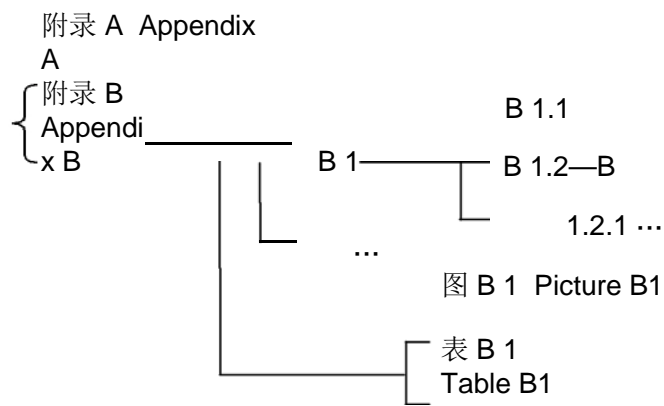
Note: Single-side printing or double-side printing is decided by page number; doctoral thesis generally adopts double-side printing.

附件：
Attachment:

参考文献示例 Example of References

1. 示例

1. Example



2. 示例
2. Example

武汉理工大学硕（博）士学位论文
Master (Doctoral) thesis of Wuhan University of Technology

第 1 章 xxx (居中书写)
Chapter 1 xxx (write in the center)

- 1.1 xxx
- 1.1.1 xxx
- 1.1.1.1 xxx

3. 示例
3. Example

$$f(x, y) = f(0,0) + \frac{1}{1!} (x \frac{\partial}{\partial x} + y \frac{\partial}{\partial y}) f(0,0) +$$

$$\frac{1}{2!} (x \frac{\partial}{\partial x} + y \frac{\partial}{\partial y})^2 f(0,0) +$$

$$\frac{1}{n!} (x \frac{\partial}{\partial x} + y \frac{\partial}{\partial y})^n f(0,0) + \dots \quad (1)$$

4. 示例
4. Example

- a. 李时珍 (原题: 李时珍)
A. Li Shizhen (Title: Li Shizhen)
- b. 韦杰 (原题: 伏尔特·韦杰)
B. Wager (Title: Volt Wager)
- c. 昂温 P S (原题: P.S.昂温)
C. Unwin PS (Title: PS Unwin)
- d. Einstein A (原题: Albert Einstein)
D. Einstein A (Title: Einstein A)

5. 示例

5. Example

- [1] 张昆, 冯立群, 余昌钰, 等. 机器人柔性手腕的球面齿轮设计研究[J]. 清华大学学报, 1994, 34(2): 44-46.
1. Zhang Kun, Feng Liqun, Yu Changyu, design study globoid gear of flexible trick of robot[J]. Journal of Tsinghua University, 1994, 34(2): 44-46.
- [2] 竺可桢. 物理学[M]. 北京: 科学出版社, 1973: 56-60.
2. Zhu Kezhen. physics[M]. Beijing: Science Press, 1973: 56-60.
- [3] 中国力学学会. 第 3 届全国实验流体力学学术会议论文集[C]. 北京: 北京大学出版社, 1990.
3. CSTAM. Collected Paper of the Third National Experiment Fluid Mechanics Academic Conference[C]. Beijing: Peking University Press, 1990.
- [4] Rosentahaa E M. Proceedings of the Fifth Canadian Mathematical Congress, University of Montreal, 1916[C]. Toronto: University of Toronto Press, 1963.
- [5] 马欢. 人类活动影响下海河流域典型区水循环变化分析[D]. 北京: 北京大学, 2011.
5. Ma Huan Analysis of the Change of Water Circulation of Typical District of the Haihe River Basin under the Influence of Human Activities[D]. Peking University, 2011.
- [6] 郑一刚. 全智节电器: 200610171314.3[P]. 2006-12-13.
6. Zheng Yigang Full Intelligent and Energy Saving Electrical Equipment: 200610171314.3[P]. 2006-12-13.
- [7] 中华人民共和国国家技术监督局. 量和单位: GB3100 ~ 3102—93[S]. 北京: 中国标准出版社, 1994-11-01.
7. CSBT of the People's Republic of China. Quantity and unit: GB3100 ~ 3102—93[S]. Peking: China Standards Press, 1994-11-01.

[8] Online Computer Library Center, Inc. History of OCLC[EB/OL]. [2000-01-08].
<http://www.oclc.org/about/history/default.htm>.

[9] 马克思. 关于《工资、价格和利润》的报告札记[M]//马克思, 恩格斯. 马克思恩格斯全集: 第 44 卷. 北京: 人民出版社, 1982: 505.

9. Marx. Report Notes on Wage, Price and Profit[M]//Marx, Engels. Karl Marx and Frederick Engels: 44th volume. Beijing: the People's Publishing House, 1982: 505.

[10] 李晓东. 气候学研究的若干理论问题[J]. 北京大学学报 (自然科学版), 1999, 35(1): 101-106.

10. Li Xiaodong. Several Theoretical Issues of the Study of Climatology[J]. Journal of Peking University, 1999, 35(1): 101-106.

6-1. 示例

6-1. Examples

a. [出版地不详]: 三户图书刊行社, 1990
[S.1.]: MacMillan, 1975 b. 出

版: Sat Lake City:[s.n.],1964

c. c1990、1995 印刷、[1936]

A. [Unclear place of publication]: Sanhu Book Publication House,1990

[S.1.]: MacMillan, 1975 b. Publish:Sat

Lake City:[s.n.],1964 c. c1990、1995

Printing.[1936]

6-2. 示例

6-2 Example

a. 林穗芳. 美国出版业概况[M]//陆本瑞. 世界出版概观. 北京: 中国书籍出版社,1991: 1-23.

A. Lin Suifang. Introduction of American Publishing Industry[M]// Lu Benrui. Overall Introduction of World Publishing Industry. Beijing: Chinese Book Press, 1991: 1-23.

b. 张传喜. 论面向知识经济时代科技期刊编辑的知识积累[J].

中国科技期刊研究, 1999,10(2):89-90.

B. Zhang Chuanxi. Comments on Knowledge Accumulation of Sci-tech Journal Editing on Knowledge-based Economy Era[J]. Chinese Journals of Scientific and Technical Periodicals, 1999,10(2):89-90.

c. Tenopir C. Online databases: quality control[J]. Library Journal, 1987, 113(3): 124-125.

6-3. 示例

6-3 Example

a. 引用单篇文献

A. Quote one reference

..... 德国学者 N " 克罗斯研究了瑞士巴塞尔市附近侏罗山中老第三纪断裂对第三系褶皱的控制^[235]; 之后, 他又描述了西里西亚第 3 条大型的近南北向构造带, 并提出地槽是在不均一的块体的基底上发展的思想^[236]。

.....German scholar N " Kroes studied the control of Third fracture of Jura Mountains on the third fold around Basel, Switzerland^[235]. Later, he described the third large north-south tectonic zone in Silesia and put forward the concept that geosyncline is developed at uneven basement rock^[236].

b. 同一处引用多篇文献时

B. Quote from several references at one time

裴伟^[570,83]提出.....莫拉德对稳定区的节理格式的研究^[255-256]

Pei Wei^[570,83] put forward....the study of Mollard on Joint Format on Constant Region^[255-256]

c. 多次引用同一著者的同一文献时

C. Quote the same reference for many times

主编靠编辑思想指挥全局已是编辑界的共识^[1],然而对编辑思想至今没有一个明确的界定, 故不妨提出一个构架.....参与讨论。由于,思想'的内涵是,客观存在反映在人的意识只经过思维活动而产生的结果^{[2]1194},所以,编辑思想'的内涵就是编辑实践反映在编辑工作者的意识中, ,经过思维活动而产生的结果'。.....《中国青年》杂志创办人的高格调——理性的成熟与热点的凝聚^[3],表明其读者群的文化品位的层次.....,方针'指,引导事业前进的方向和目标^{[2]354}.....对编辑方针, 1981 年中国科协副主席裴丽生曾有过科学的论断——,自然科学学术期刊必须坚持以马列主义、毛泽东思想为指导, 贯彻为

国民经济发展服务，理论与实践相结合，普及与提高相结合，‘百花齐放，百家争鸣’的方针。

It is a common view in edition world that editor edits thoughts to control the overall situation^[1]. However, there isn't a clear definition of editing thoughts up to now. So, we may as well put forward a framework to discuss. Because the connotation of thought' is a result that objective reality reflects on human consciousness by thinking activities^{[2]1194}, the connotation of editing thoughts is a reflection of editing practice on the consciousness of editors and is produced by thinking activities..... The high style-rational mature and collection of hotspot of the founder of China Youth shows the high level of the cultural quality of its intended readers..... The guiding principle' means guiding the direction and objectives of the undertaking^{[2]354}.....As for the editing guiding principle, Pei Lisheng, vice-chairman of CAST put forward a scientific judgment in 1981 that natural science academic journal must be guided by Marxism-Leninism and Mao Zedong Thought, carry out providing services for the development of national economy, combining theory with practice and the policies that combining popularize and improvement and 'let a hundred flowers blossom and a hundred schools of thought contend'^[4]. It completely answer the question of services whom, how to service and how to give better services.

参考文献:

References:

[1] 张忠智. 科技书刊的总编（主编）的角色要求[C]// 中国科学技术期刊编辑学会建会十周年学术研讨会论文汇编. 北京: 中国科学技术期刊编辑学会学术委员会, 1997: 3-34.

1. Zhang Zhongzhi. Role Expectations of Chief Editor of Sci-tech Journals[C]// thesis Collection of the Seminar of Anniversary of CESSP. Beijing: CESSP Academic Committee, 1997: 3-34.

[2] 中国社会科学院语言研究所词典编辑室. 现代汉语词典[M]. 修订本. 北京: 商务印书馆, 1996.

2. Dictionary Editing Unit of the Institute of Linguistic Study of Chinese Academy of Social Sciences. Contemporary Chinese Dictionary[M]. Revised Version. Beijing: Commercial Press, 1996.

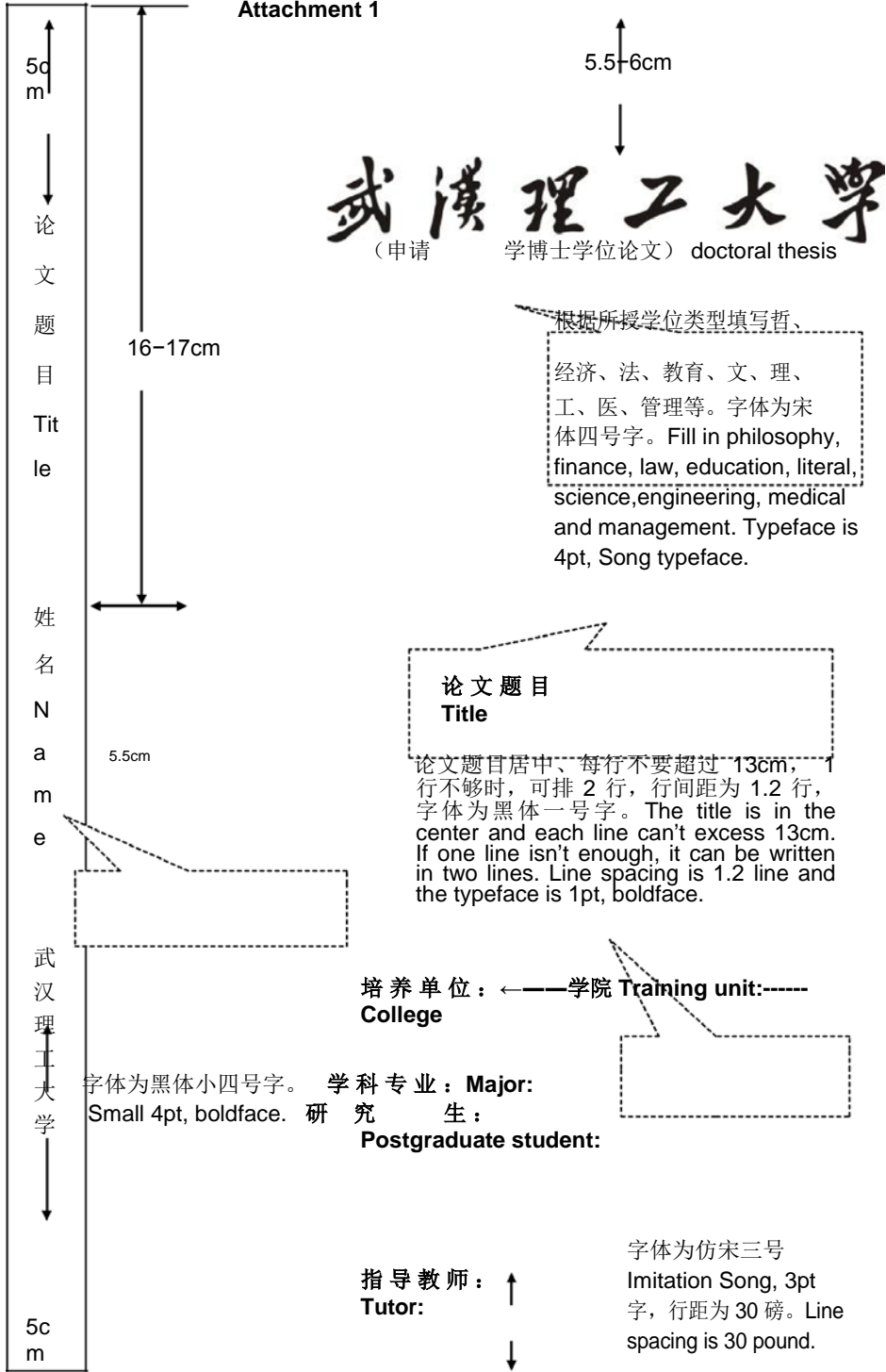
[3] 刘彻东. 中国的青年刊物: 个性特色为本[J]. 中国出版, 1998(5): 38-39.

3. Liu Chedong. Chinese Youth Journal: Driven by Individuality[J]. China Publishing Journal, 1998(5): 38-39.

[4] 裴丽生. 在中国科协学术期刊编辑工作经验交流会上的讲话
[C]//中国科协学术期刊编辑工作经验交流会资料选. 北京: 中国科学技术协会学会工作部.1981: 2-10.

4. Pei Lisheng. Address on Experiences Sharing Session of Academic Journal Editing in China Association for Science and Technology[C]// Information Collection on Experiences Sharing Session of Academic Journal Editing in China Association for Science and Technology. Beijing: Ministry of Works of China Association for Science and Technology.1981: 2-10.

附 1
Attachment 1



此页用大红色树皮纸
This page use red bark paper.

年 月
Year Month

5c
m
论
文
题
目
Tit
le
姓
名
N
a
m
e
武
汉
理
工
大
学

achment2

5.5-6cm

武汉理工大学

(申请同等学力 学博士学位论文)
(Apply for the same educational level doctoral thesis)

16-17cm

根据所授学位类型填写哲、
经济、法、教育、文、理、
工、医、管理等。字体为宋
体四号字。Fill in philosophy,
finance, law, education, literal,
science, engineering, medical
and management. Typeface is
4pt, Song typeface.

论文题目

5.5cm

论文题目居中、每行不要超过 13cm, 1
行不够时, 可排 2 行, 行间距为 1.2 行,
字体为黑体一号字。The title is in the
center and each line can't excess 13cm.
If one line isn't enough, it can be written
in two lines. Line spacing is 1.2 line and
the typeface is 1pt, boldface.

培养单位: ←——学院
Training unit:-----College

字体为黑体小四号字。
Small 4pt, boldface. 学科专业: Major:

研 究 生: Postgraduate student:

指导教师: 字体为仿宋三号字, 行距为 30 磅。
Imitation Song, 3pt.
Line spacing is 30
pound.

此页用大红色树皮纸
This page use red bark paper.

年 月
Year Month

5c
m

5.5-6cm

附 3
Attachment 3

5cm
↑
↓
5.5-6cm
↑
↓

武汉理工大学

(申请 学硕士学位论文) Apply for Bachelor thesis

根据所授学位类型填写哲、经济、法、教育、文、理、工、医、管理等。字体为宋体四号字。 Fill in philosophy, finance, law, education, literal, science, engineering, medical and management. Typeface is 4pt, Song typeface.

16-17cm
↓

姓名 Name
5.5cm
↓

论文题目 Title

论文题目居中、每行不要超过 13cm, 1行不够时, 可排 2 行, 行间距为 1.2 行, 字体为黑体一号字。 The title is in the center and each line can't excess 13cm. If one line isn't enough, it can be written in two lines. Line spacing is 1.2 line and the typeface is 1pt, boldface.

武汉理工大学
↓

字体为黑体小四号字。 Small 4pt, boldface. 学科专业: Major:

培养单位: ←——学院
Training unit: -----College

研究生: Postgraduate student:

指导教师: Tutor:
↓

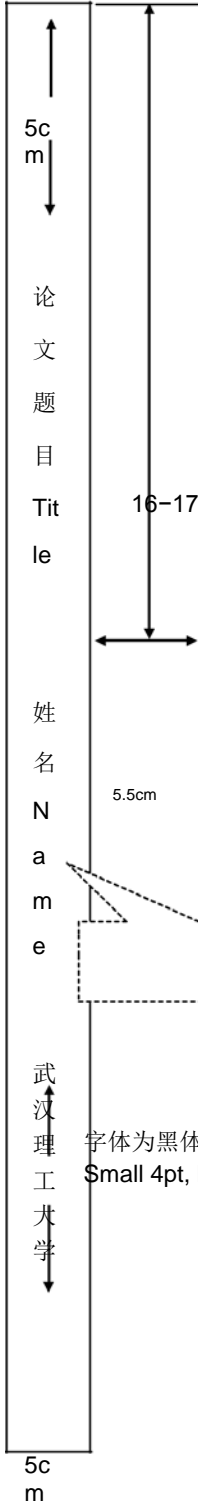
字体为仿宋三号字, 行距为 30 磅。 Imitation Song, 3pt. Line spacing is 30 pound.

5cm
↑
↓

此页全日制研究生用深蓝色树皮纸
This page is for full-time postgraduate student and should use dark blue bark paper.

年 月
Year Month

附 4



武汉理工大学

(申请高校教师硕士学位论文)
(thesis of applying for master degree of college teacher)

字体为宋体四号字。
Typeface is 4pt, Song typeface.

论文题目

论文题目居中，每行不要超过13cm，一行不够时，可排2行，行间距为1.2行，字体为黑体一号字。The title is in the center and each line can't exceed 13cm. If one line isn't enough, it can be written in two lines. Line spacing is 1.2 line and the typeface is 1pt, boldface.

培养单位：——学院
Training unit:-----College

字体为黑体小四号字。
Small 4pt, boldface. 学科专业：Major:

研究生：Postgraduate student:

指导教师：Tutor

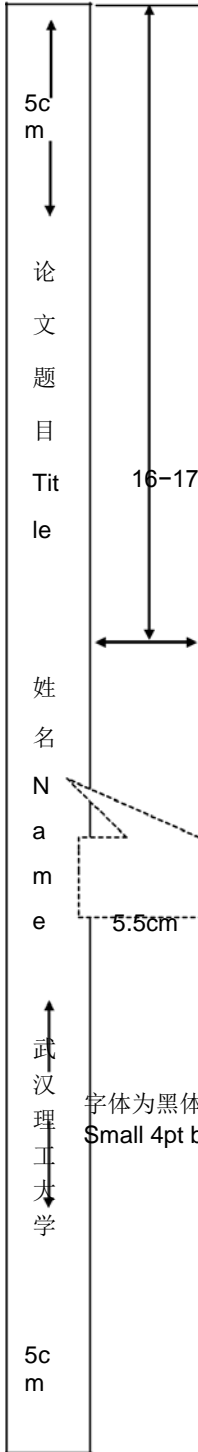
字体为仿宋三号字，行距为30磅。
Imitation Song, 3pt.
Line spacing is 30 pound.

此页用米黄色树皮纸
This page should use cream bark paper.

年 月
Year Month

5.5-6cm

附 5
Attachment 5



武汉理工大学

(申请工程硕士学位论文)
(thesis of applying for engineering master degree)

字体为宋体四号字。
Typeface is 4pt, Song
typeface.

论文题目 Title

论文题目居中、每行不要超过 13cm，
1 行不够时，可排 2 行，行间距为 1.2
行，字体为黑体一号字。The title is in the
center and each line can't excess 13cm.
If one line isn't enough, it can be written
in two lines. Line spacing is 1.2 line and
the typeface is 1pt, boldface.

培养单位：——学院
Training unit:-----College

字体为黑体小四号字。
Small 4pt boldface. 工程领域：Civil engineering:

研究生：Postgraduate student:

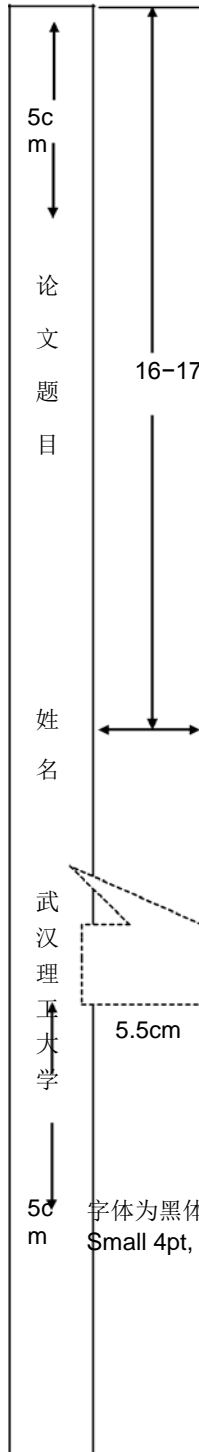
指导教师：Tutor:

字体为仿宋三号字，
行距为 30 磅。
Imitation Song, 3pt.
Line spacing is 30
pound

副指导教师：Vice tutor:

此页全日制研究生用深蓝色树皮纸非全日制研究生用
米黄色树皮纸
Full-time postgraduate students use dark blue bark
paper and part time postgraduate students use
cream bark paper.

年 月
Year Month



武汉理工大学

(申请 硕士学位论文)
(Apply for master degree thesis)

根据所授学位类型填写工商管理硕士，公共管理硕士，艺术硕士，金融硕士，国际商务硕士，资产评估硕士，法律硕士，翻译硕士，药学硕士等。字体为宋体四号字。Fill in Business Administration master, public management master, Art master, Finance master, International Business master, Asset Appraisal master, Law master, Translation master and Pharmacy master in terms of the granted types. Typeface is 4pt, Song typeface.

论文题目

论文题目居中，每行不要超过 13cm，1 行不够时，可排 2 行，行间距为 1.2 行，字体为黑体一号字。The title is in the center and each line can't excess 13cm. If one line isn't enough, it can be written in two lines. Line spacing is 1.2 line and the typeface is 1pt, boldface.

培养单位：——学院
Training unit:-----College

究 生：Postgraduate student:

指导教师：:Tutor

字体为仿宋三号字，行距为 30 磅。Imitation Song, 3pt.
此页全日制研究生用深蓝色树皮纸非全日制研究生用米黄色树皮纸
Full-time postgraduate students use dark blue bark paper and part time postgraduate students use cream bark paper.

年 月
Year Month

5.5-6cm

附 7
Attachment 7

分类号
Class
number _____

密 级 Security level _____

UDC _____

学校代码 School code 10497

字体为楷体，13pt，行距 20 磅，段前空 0.5 行。
Typeface is of regular script, 13pt, line spacing is 20 pound and leave 0.5 line before the paragraph.

武汉理工大学

学 位 论 文
thesis

字体为华文中宋一号字，居中，段前 0.5 行。
Typeface is regular STZhongsong 1pt, in the middle and leave 0.5 line before the paragraph.

题 目 Title _____

英 文 题 目 English title _____

研究生姓名 Postgraduate student name _____

姓名 Name _____ 职称 Technical title _____ 学位 Degree _____

指导教师 Tutor
单位名称 Unit name _____ 邮编 Post code _____

姓名 Name _____ 职称 Technical title _____ 学位 Degree _____

副指导教师 Vice tutor
单位名称 Unit name _____ 邮编 Post code _____

申请学位级别 Level of applied degree _____ 学科专业名称 Major _____

论文提交日期 Hand in date _____ 论文答辩日期 Defense date _____

学位授予单位 Granting unit 武汉理工大学 Wuhan University of Technology 学位授予日期 Degree granting date _____

答辩委员会主席 Chairman of Thesis Defense Committee _____ 评阅人 Reviewer _____

字体为华文中宋四号字，行距为 28 磅，英文用 Times new roman 字体，字号为 12pt。
Typeface is 4pt, regular STZhongsong, line spacing is 28-pound and English uses Times new roman and typeface is 12pt.

填写内容的字体为楷体四号字。
Typeface is 4pt, regular script.

年 月

Year Month

附 8
Attachment 8

字体为黑体小二号字，行距为 28 磅，
段前段后空 0.5 行。

Typeface is 2pt, boldface, line spacing is 28 pound and paragraph gap is 0.5 line.

字体为华文中宋四号
字，行距为 28 磅。Typeface is
4pt, regular STZhongsong, line
spacing is 28 pound.

独创性声明
Original statement

本人声明，所提交的论文是本人在导师指导下进行的研究工作及
取得的研究成果。尽我所知，除了文中特别加以标注和致谢的地方外，
论文中不包含其他人已经发表或撰写过的研究成果，也不包含为获得
武汉理工大学或其他教育机构的学位或证书而使用过的材料。与我一
同工作的同志对本研究所做的任何贡献均已在论文中作了明确的说
明并表示了谢意。

I promise that the research work and research achievements in the thesis are guided by the tutor. As I know, except some remarks and acknowledge, there aren't the research achievements published by others or drawn by others and there aren't be used for getting degree or certificate of Wuhan University of Technology or other education institutes. Any achievements of my colleagues have been clearly explained and thanked in the text.

签名: Signature: _____ 日期: Date: _____

字体为黑体小二号字，行距为
28 磅，段前段后空 0.5 行。Typeface
is 2pt, boldface, line spacing is 28
pound and paragraph gap is 0.5 line.

字体为华文中宋四号字，行
距为 28 磅。

Typeface is 4pt, regular
STZhongsong, line
spacing is 28 pound.

学位论文使用授权书
Use authorization of thesis

本人完全了解武汉理工大学有关保留、使用学位论文的规定，即学校有权保留并向国家有关部门或
机构送交论文的复印件和电子版，允许论文被查阅和借阅。本人授权武汉理工大学可以将本学位论文的全
部内容编入有关数据库进行检索，可以采用影印、缩印或其他复制手段保存或汇编本学位论文。同时授权
经武汉理工大学认可的国家有关机构或论文数据库使用或收录本学位论文，并向社会公众提供信息服务。

I fully know the rules of reserving and using thesis, namely the college has the right to reserve the
duplicate and electronic edition to related department or institution and be reviewed and borrowed. I
authorize to retrieve all the contents into related database and can restore or collect by photoprint, reprint
in a reduced format or other methods. Besides, I authorize related institutes or thesis database to use or
collect this thesis with the approval of Wuhan University of Technology and provide information services
to the public.

(保密的论文在解密后应遵守此规定)
(Confidential thesis should follow the rules before deciphering)

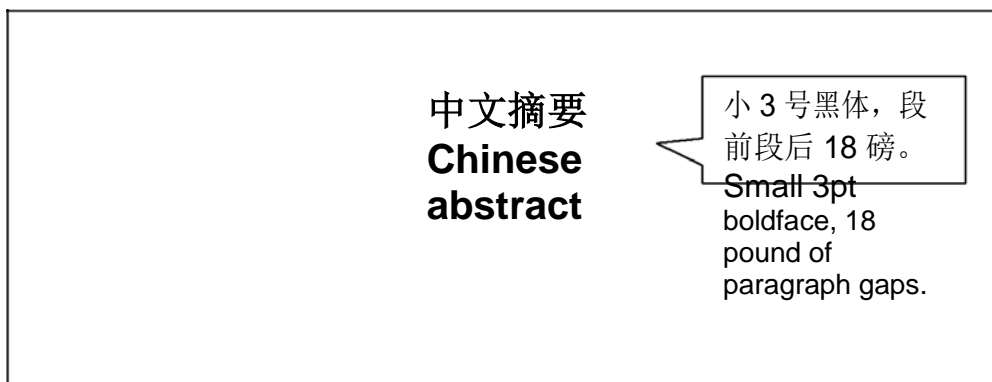
研究生（签名）： Postgraduate student (signature):
导师（签名）： Tutor(signature):
日期： Date:

(注： 此页内容装订在论文扉页)

(Note: This page is filed on the last page of the thesis.)

附 9
Attachment 9

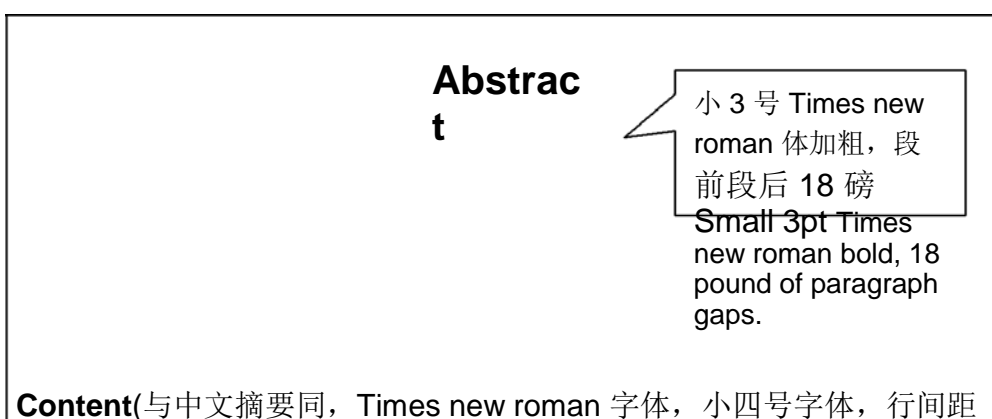
中文摘要格式
Format of Chinese Abstract



正文: 800-1000 字(小四号宋体字, 行间距为固定值 20 磅)
Text: 800-1000(small 4pt Song typeface, line spacing is 20 pound)

关键词: 3-5 个, 中间用“,”号分开
Key words:3-5, use “,”o separate every word.

英文摘要格式
Format of English Abstract



Content(与中文摘要同, Times new roman 字体, 小四号字体, 行间距为固定值 20 磅)

Content(the same as Chinese abstract, Times new roman, small 4pt, line spacing is 20 pound)

Key words: 3-5 个
3-5

附 10
Attachment 10

页眉
Page header

正文统一用小四号字，行间距：固定值 20 磅，
页眉：2.6cm，页脚：2.4cm，论文用 A4 纸标
准大小的白纸打印，页边距上下：3.5cm，左
右：3.2cm，四周适当修边即可。

Text uses small 4pt and line spacing is 20
pound. Page header is 2.6cm, page footer is
2.4cm. thesis is printed by A4 paper. Upper
and bottom margins are 3.5cm and the right
and left margins are 3.2cm.

正文
Text

页脚
Page
foot
er